

















## Legend

-  Stage Boundary
-  Current Release
-  Future Release
-  Retained by Department of Communities
-  Unavailable
-  Sold
-  Proposed future sales office and car park
-  Street Tree (landscaping shown is purely conceptual)
-  Retained Tree (Indicative size and location only)
-  Retaining Wall
-  Lot Height
-  Road Height
-  Garage - recommended & designated position

 Allocated Townhouse

Stage One



For more information on The Amble Estate contact us on (08) 9241 3919  
theambleestate.com.au



Note: Lot area and dimensions are subject to survey and Titles Office examination. The information shown has been prepared with care, however it is subject to change and whilst every reasonable care has been taken in preparing this information, the propriety representatives and agent cannot be held responsible for any inaccuracies. Interested parties must be sure to undertake their own independent enquiries and investigation and hence satisfy themselves that any details provided herein are true and correct. Plan is compiled from design drawings, hence does not represent "as constructed" information.